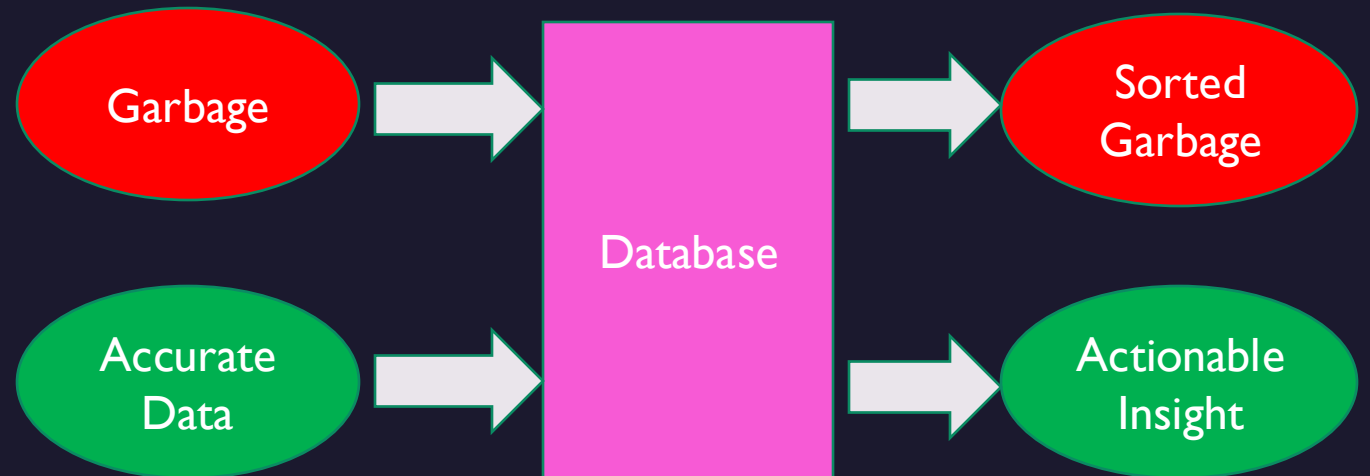


Data Quality

- Completeness – data is complete
- Timeliness – data is entered timely
- Accuracy - data is entered accurately
- Consistency – data is consistent , no contradictions of data

Why is Data important?

- Data is used to drive the decision-making process of how funding is allocated.



Program Performance Dashboard

Universal Data Elements (UDE) Completion Rates

UDE – Universal Data Elements

	Agency Name	UDE Completion
1	Nation's Finest	100.0%
2	Pajaro Valley Shelter Services	99.3%
3	MidPen Supportive Housing Collaborative	97.1%
4	CHAMP Collaborative	93.0%
5	Bill Wilson Center San Jose	92.0%
6	Encompass	90.6%
7	Housing Matters	90.2%
8	Siena House	88.9%
9	Abode Services	87.8%
10	Housing Matters: Collaborative Project	87.3%
11	Eden Supportive Housing Collaborative	85.7%
12	Front St	85.5%
13	Housing for Health Partnership	83.3%
14	Homeless Persons Health Project	81.7%
15	Families In Transition	80.1%
16	Pacific Housing, Inc. Supportive Housing Collaborative	78.9%
17	Association of Faith Communities	78.8%
18	People First	76.8%
19	Community Action Board of Santa Cruz	64.1%
20	Highland Behavioral Health	60.7%
21	County of Santa Cruz	59.0%
22	[N] Housing Authority County Santa Cruz	57.6%
23	City of Santa Cruz	0.0%

Top Performers:
 -Nations Finest
 -Pajaro Valley Shelter Services
 -MidPen Supportive Housing Collaborative
 -CHAMP Collaborative

*Analysis Period Prior 90 Days






Program Performance Dashboard Universal Data Element (UDE) Issues

*Analysis Period Prior 90 Days

	Agency Name	Name Issue Count	Name Data Quality Issue Count	SSN Issue Count	DoB Issue Count	Race & Ethnicity Issue Count	Veteran Status Issue Count	Relationship to HoH Issue Count
1	Community Action Board...	14	43	94	19	32	3	7
2	Highland Behavioral Heal...	6	6	6	0	0	0	0
3	Housing for Health Partn...	3	33	54	20	22	10	29
4	CHAMP Collaborative	3	9	4	1	6	1	0
5	People First	2	10	1	0	15	7	0
6	Housing Matters	2	10	13	0	11	6	12
7	Eden Supportive Housin...	1	1	0	0	0	0	0
8	Front St	1	2	0	0	6	2	0
9	Pacific Housing, Inc. Sup...	1	1	0	0	1	0	0
10	Abode Services	1	4	0	0	3	7	0
11	County of Santa Cruz	1	7	13	0	19	8	0
12	Families In Transition	1	2	1	1	1	0	0
13	City of Santa Cruz	0	2	0	0	3	1	0
14	Homeless Persons Healt...	0	0	0	0	1	0	0
15	Housing Matters: Collab...	0	1	1	0	5	1	0
16	Bill Wilson Center San Jo...	0	0	1	0	0	0	0
17	Siena House	0	0	0	0	1	0	0
18	Encompass	0	2	0	0	1	0	0
19	MidPen Supportive Hous...	0	0	0	0	1	0	0
20	Pajaro Valley Shelter Ser...	0	0	1	0	0	0	0
21	[N] Housing Authority Co...	0	9	0	0	9	0	0
22	Association of Faith Co...	0	1	7	0	4	2	0
23	Nation's Finest	0	0	0	0	0	0	0





Program Performance Dashboard Exit Destination Completion Rates

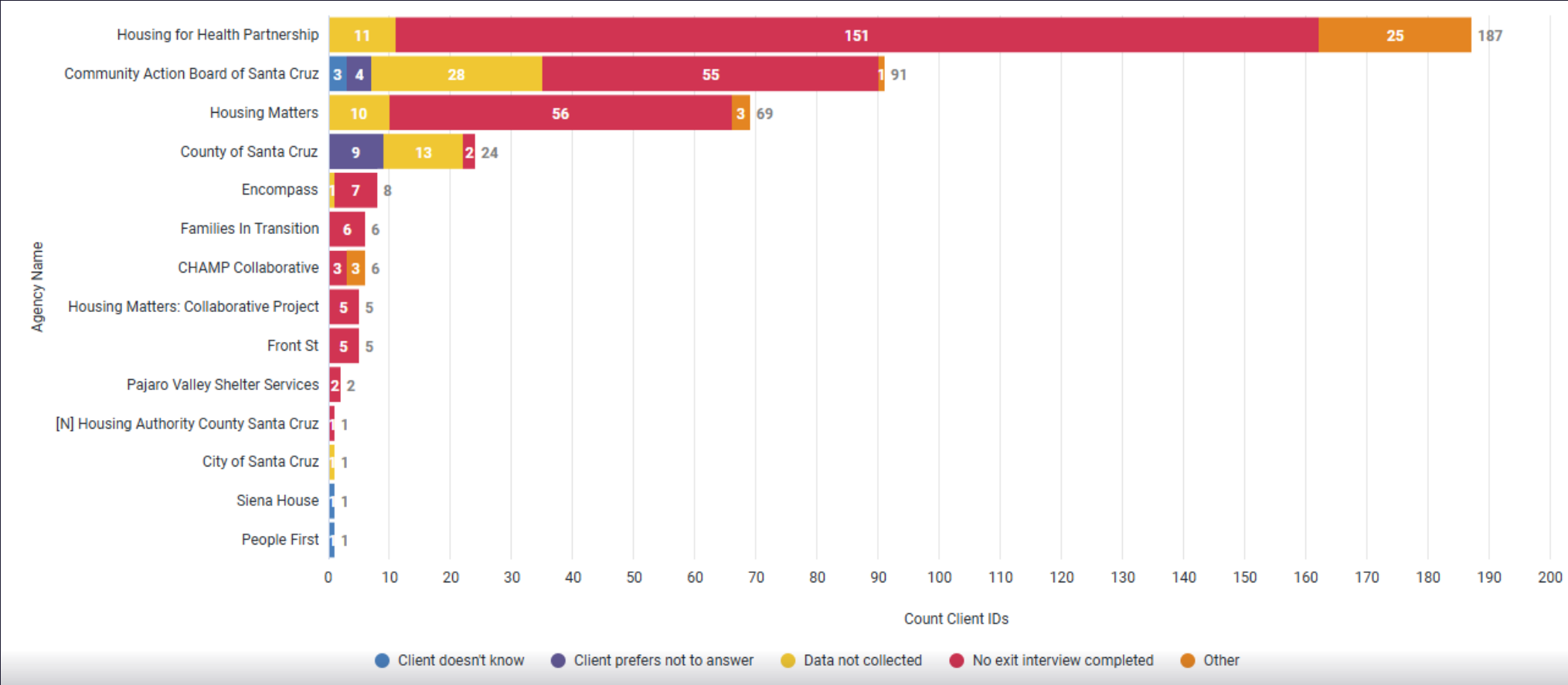
*Analysis Period Prior 90 Days

	Agency Name	Exit Destination Completion
1	Association of Faith Communities	100.0%
2	Nation's Finest	100.0%
3	Abode Services	100.0%
4	Highland Behavioral Health	100.0%
5	Front St	100.0%
6	Homeless Persons Health Project	100.0%
7	Siena House	100.0%
8	Bill Wilson Center San Jose	100.0%
9	Pacific Housing, Inc. Supportive Housing Collaborative	100.0%
10	People First	98.6%
11	Pajaro Valley Shelter Services	96.2%
12	Housing Matters	95.2%
13	Families In Transition	94.1%
14	Housing Matters: Collaborative Project	94.1%
15	Housing for Health Partnership	93.4%
16	County of Santa Cruz	92.8%
17	CHAMP Collaborative	90.6%
18	Encompass	90.0%
19	City of Santa Cruz	88.9%
20	Community Action Board of Santa Cruz	71.0%



Santa Cruz Mystery Destinations

*Analysis Period FY-25-26



Monthly ROI Completion Percentage for New Clients

*ROI – Release of Information

